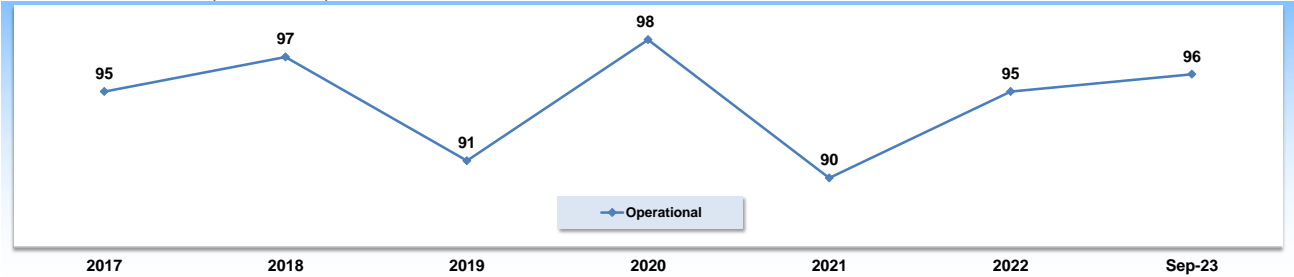
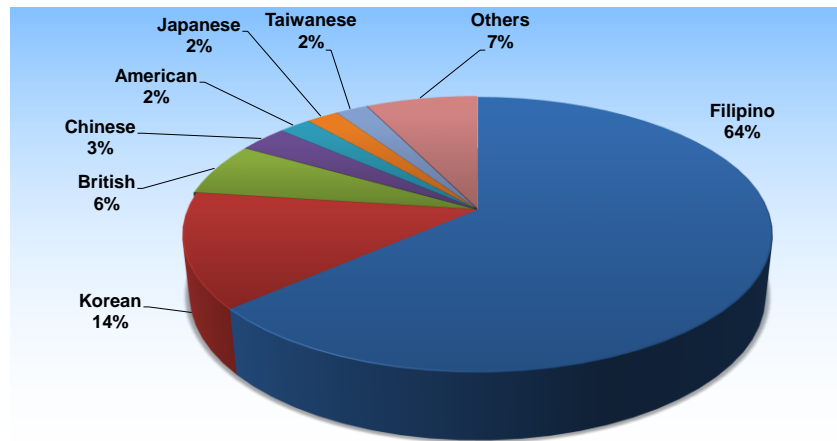


FAB REGISTERED ENTERPRISE - OPERATIONAL

*Data shown is based on 96 operational enterprises.

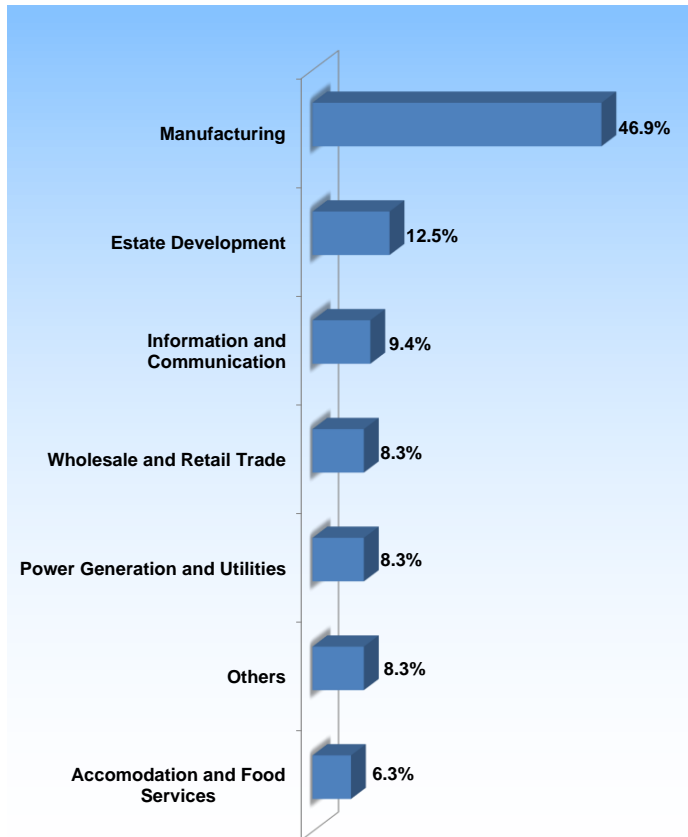


NATIONALITY	NO. OF LOCATORS
Filipino	61
Korean	13
British	6
Chinese	3
American	2
Japanese	2
Taiwanese	2
Sri Lankan	1
German	1
Bahrainese	1
French	1
Polish	1
Pakistani	1
Indonesian	1
TOTAL	96



OTHERS: *Sri Lankan, German, Bahrainese, French, Polish, Pakistani, Indonesian

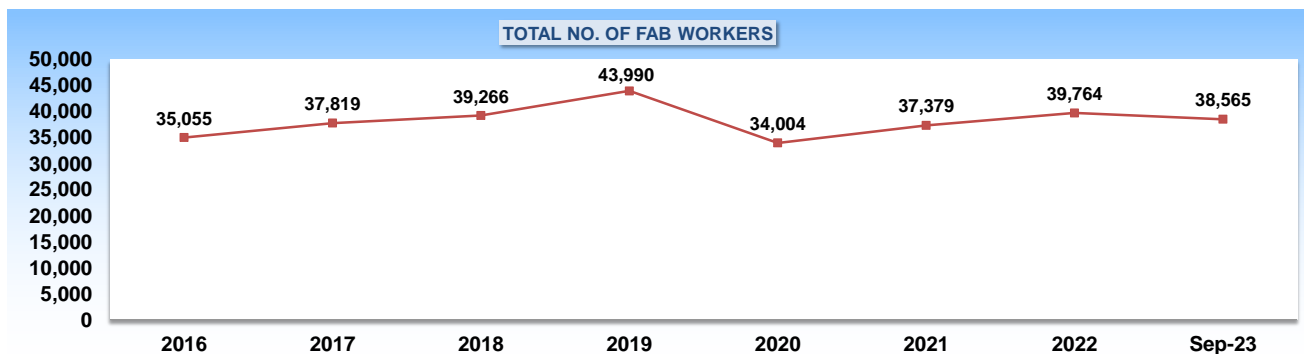
INDUSTRY	FRE
Manufacturing	45
Other Manufacturing	17
Leather and Related Products	7
Textile	4
Rubber and Plastic Products	3
Wearing Apparel	3
Chemicals and Chemical Products	2
Other Transportation Equipment	1
Computer, Electronic and Optical Products	1
Electrical Equipment	1
Fabricated Metal Products	1
Food Products	1
Other Non-Metallic Minerals Product	1
Paper and Paper Products	1
Refined Petroleum Products	1
Wood and of Products of Wood and Cork, except furniture	1
Estate Development	12
Real Estate Activities	11
Construction	1
Information and Communication	9
Wholesale and Retail Trade; Repair of Motor Vehicles	8
Power Generation and Utilities	8
Transportation and Storage	5
Electricity	3
Others	8
Administrative and Support Service Activities	5
Arts, Entertainments and Recreation/ Tourism	2
Human Health and Social Work Activities	1
Accommodation and Food Service	6
TOTAL	96



EMPLOYMENT



	TOP EMPLOYMENT	DIRECT	%	AGENCY	%	TOTAL
1	Mitsumi Phils., Inc.	2,974	95.2%	149	4.8%	3,123
2	Provincial Government of Bataan	2,299	100.0%	0	0.0%	2,299
3	FCF Manufacturing Corporation	2,175	100.0%	0	0.0%	2,175
4	DLX Bags Philippines Inc.	1,900	98.8%	24	1.2%	1,924
5	Perpetual Prime Mfg. Inc.	1,703	99.2%	14	0.8%	1,717
6	FPF Corporation	1,432	98.7%	19	1.3%	1,451
7	Mountaineering Instruments Corp.	351	25.6%	1,022	74.4%	1,373
8	Central One Bataan Ph, Inc.	1,337	100.0%	0	0.0%	1,337
9	East-Cam Tech. Corp.	490	36.8%	840	63.2%	1,330
10	Petron Corporation	934	70.5%	391	29.5%	1,325

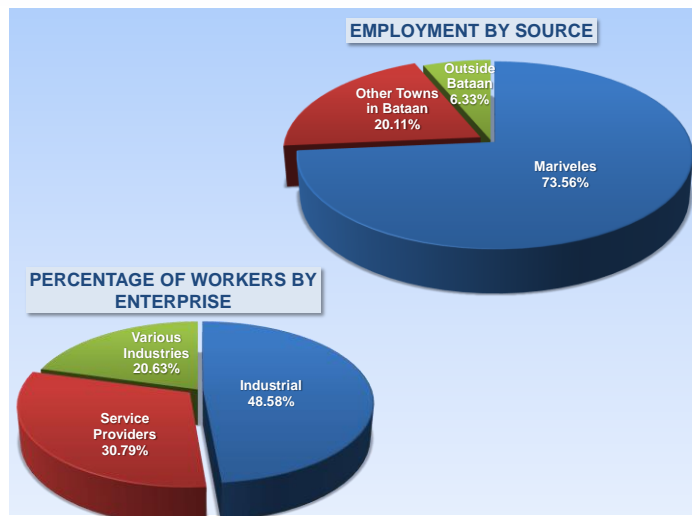


As of **September 2023**, there's a total of **38,565** employed workers, wherein **46.70%** are **female** while **53.30%** are **male**.

73.56% of FAB workers are from Mariveles, followed by **20.11%** from other towns in Bataan, and **6.33%** from outside Bataan or other provinces.

In addition, **48.58%** of the total number of workers generated came from **industrial enterprises**, while **30.79%** from **service providers**, and **20.63%** from **various industries**.

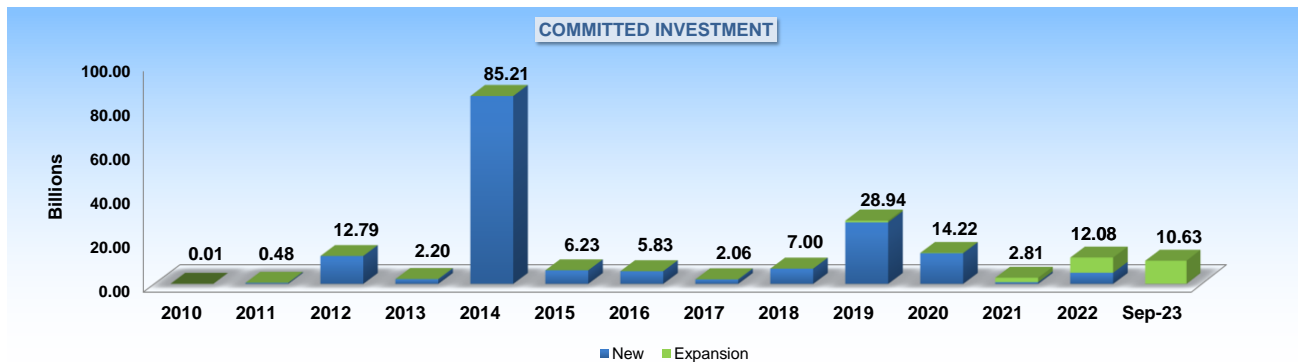
70.2% or **27,065** of the workers are **regular** employees of their respective enterprises.



INVESTMENT

COMMITTED INVESTMENT

YEAR	NEW	EXPANSION	TOTAL
2010	₱5,000,000.00	-	₱5,000,000.00
2011	₱479,581,380.00	-	₱479,581,380.00
2012	₱12,793,141,570.00	-	₱12,793,141,570.00
2013	₱2,199,560,644.00	-	₱2,199,560,644.00
2014	₱85,205,039,066.00	-	₱85,205,039,066.00
2015	₱6,228,399,979.30	-	₱6,228,399,979.30
2016	₱5,832,625,532.93	-	₱5,832,625,532.93
2017	₱2,063,235,787.43	-	₱2,063,235,787.43
2018	₱7,004,680,363.18	-	₱7,004,680,363.18
2019	₱28,189,768,539.66	₱751,780,000.00	₱28,941,548,539.66
2020	₱14,097,043,326.79	₱121,000,000.00	₱14,218,043,326.79
2021	₱774,259,838.37	₱2,031,647,092.57	₱2,805,906,930.94
2022	₱5,103,722,000.00	₱6,977,923,000.00	₱12,081,645,000.00
2023	₱0.00	₱10,627,196,960.96	₱10,627,196,960.96



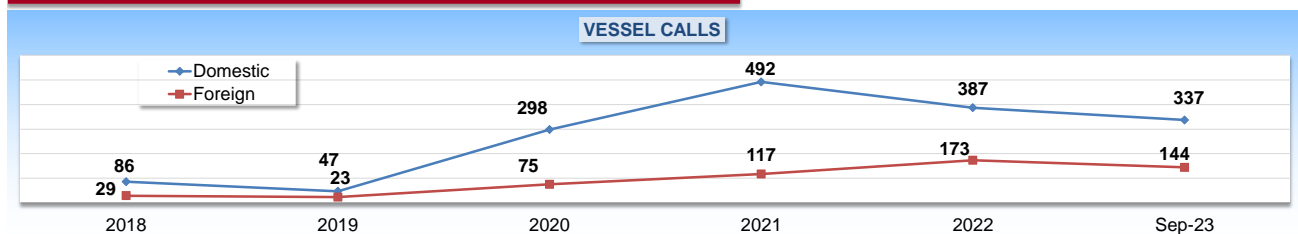
IMPORT - EXPORT

Note: data reflects the raw materials value and finished goods value for the import and export, respectively.

2023 IMPORT - EXPORT				
MONTH	EXPORT		IMPORT	
	NO. OF TRANSACTION	VALUE (USD)	NO. OF TRANSACTION	VALUE (USD)
January	1,151	70,567,174.25	1,085	32,179,601.20
February	1,067	81,535,302.22	904	25,085,467.80
March	1,305	64,518,562.69	1,243	37,069,281.62
April	1,106	77,474,639.37	1,039	32,731,426.23
May	1,498	80,937,302.89	1,253	181,846,713.96
June	1,224	57,873,920.40	1,192	101,473,919.73
July	1,226	156,898,560.31	1,187	26,411,599.57
August	1,201	63,537,588.36	1,223	32,761,310.56
September	910	128,397,049.74	1,197	40,119,571.68
TOTAL	10,688	781,740,100.23	10,323	509,678,892.35

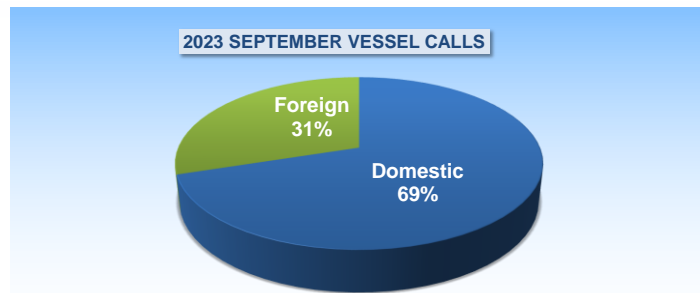
2023 CONTAINERIZED IMPORT-EXPORT										
MONTH	Jan	Feb	Mar	Apr	May	June	July	Aug	Sept	TOTAL
EXPORT	1,087	1,057	1,130	985	1,232	1,225	1,109	1,117	814	9,756
IMPORT	697	540	761	619	752	539	623	603	552	5,686

PORT OPERATION



2023 VESSEL CALLS			
MONTH	VOYAGE TYPE		TOTAL
	Domestic	Foreign	
January	27	16	43
February	27	11	38
March	28	24	52
April	35	16	51
May	43	15	58
June	57	17	74
July	33	20	53
August	41	13	54
September	46	12	58
TOTAL	337	144	481

SEPTEMBER 2023 TRANSACTION			
Domestic			
Loading of Cargo	28	48%	
Passenger	11	19%	
Discharging of Cargo	4	7%	
Towing	2	3%	
Discharging of Cargo / Loading of Cargo	1	2%	
Foreign			
Discharging of Cargo	10	17%	
Loading of Cargo	1	2%	
Offshore Project	1	2%	
TOTAL	58	100%	



SEPTEMBER 2023 VOLUME MIX (in metric ton)			
DOMESTIC		FOREIGN	
Cargo Type	Total	Cargo Type	Total
Cement in Bags	39,660	Coal	316,630
Coal	9,829	Cement in Bulk	93,711
Yellow Corn in Bulk	1,785	Coal in Bulk	72,800
Soybean Meal	1,776	Yellow Corn in Bulk	6,300
Flyash	1,500	Rice in Bags	5,700
Metal Steel	900	Palm Olein in Bulk	2,003
Mango Juice	610		
TOTAL	56,060	TOTAL	497,144

DEMOGRAPHY

*Source: 2020 Census of Population - Bataan Statistical Table

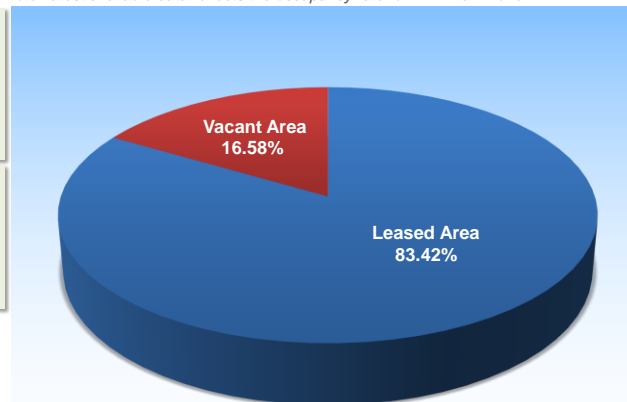
The FAB is situated at the southern tip of Bataan Peninsula at the South central portion of Mariveles Municipality. As stated in the FAB Master Plan, its effective jurisdiction covers 1,686.90 has., occupying portions of five (5) Barangays: Alasasin, BASECO Country (Nassco), Malaya, Maligaya and Sisiman.*

Based on the 2020 Census of Population (POPCEN 2020), the growth rate of Bataan for the year 2010 – 2020 is 2.18 with 853,373 total number of population. The municipality of Mariveles ranked the highest number of population in Bataan with 149,879 total number of population.*

Alasasin	18,868
Baseco Country (Nassco)	4,781
Malaya	4,939
Maligaya	4,442
Sisiman	7,267
TOTAL	40,297

OCCUPANCY RATE

Note: latest available data reflects the occupancy rate for FAB Main Zone.



LEASE RATES

LAND	RATE (per sq.m.)
Industrial	Php 25.77
Commercial	Php 46.97

BUILDING	RATE (per sq.m.)
Existing Standard Factory Building (SFB)	
Less than one (1) floor	Php 100.67
One (1) Floor	Php 95.06
Two (2) Floors	Php 89.49
Whole SFB	Php 83.89
New Standard Factory Building (SFB)	
Less than half a floor	Php 262.26
Half Floor	Php 234.66
Entire Floor	Php 207.05
Standard Factory Building (SFB 8)	Php 134.23

UTILITIES RATES

WATER	RATE (per cu.m.)
Industrial - Regular	
First 25 cubic meters	Php 355.58
26-1,000 cubic meters	Php 17.60
Over 1,000 cubic meters	Php 17.57
Industrial - Bulk Water Agreement	
First 25 cubic meters	Php 355.58
26-1,000 cubic meters	Php 17.60
Over 1,000 cubic meters	Php 17.57
Commercial	
First 25 cubic meters	Php 839.91
26-1,000 cubic meters	Php 33.55
Over 1,000 cubic meters	Php 40.16
Residential	
First 15 cubic meters	Php 114.71
16-20 cubic meters	Php 192.94
21-25 cubic meters	Php 288.78
26-30 cubic meters	Php 419.22

AFAB Administration Building		
Lower Ground Floor	Php	167.78
Third Floor	Php	134.23
Fourth and Fifth Floor	Php	414.09

Commercial		
COM-1-01 Post Office	Php	134.23
COM-1-03 RCBC	Php	134.23
COM-1-05 New Cafeteria	Php	195.70
COM-0-05 FAB Public Market	Php	216.30

*Based on Board Resolution No. 2023-11

Next 20 cubic meters	Php	17.20
Next 20 cubic meters	Php	21.39
Next 30 cubic meters	Php	26.53
Over 100 cubic meters	Php	33.14

POWER		RATE	
Industrial	Php	6.8621	/ kilowatt hour
Commercial	Php	8.6286	/ kilowatt hour
Residential	Php	8.9650	/ kilowatt hour

RATE	
Garbage Collection Fee	Php 827.90 / cu.m
Sewerage Fee	Php 4.80 / 80% of water consumption (in cu.m.)

ADMINISTRATIVE FEES OF FAB DEVELOPERS

APPLICATION FEE	REGISTRATION FEE	ANNUAL ADMINISTRATION FEE (AAF)
Php 12,000.00	25 hectares and below 25 ha. to 50 ha. More than 50 hectares	5 hectares and below > 5 ha. to 10 ha. More than 10 hectares
	Php 12,000.00 Php 24,000.00 Php 36,000.00	Php 500,000.00 Php 1,000,000.00 Php 2,000,000.00

For FEA: From FEAC date and during the Construction Phase	
Inspection Fee	PhP250,000.00
For Private Land inside the Main Zone: From CoR / BL date up to Construction Phase	
Inspection Fee	PhP250,000.00
Operation Phase	
$\{[(\text{Total Area} \times \text{AFAB Published Industrial Rate}^* \text{ at the time of SCO}) \times 10\% \text{ AFAB Sublease Share}] + \text{inspection fee}\} \text{ or } 1\text{M which ever is lower} \} \text{ AND Security Fee}$	

*Industrial rate at the time of SCO shall have an escalation rate of 5% every 5 years
(Note: AAF shall increase every 5 years or until the maximum AAF – PhP 1,000,000.00 Pesos)

COST OF LABOR

DAILY MINIMUM WAGE			
Bataan, Bulacan, Nueva Ecija, Pampanga, Tarlac, Zambales	Before, under W.O. No. RBIII-23	Wage Increase	New Minimum Wage
Non-Agriculture			
With 10 or more workers	PhP460.00	PhP40.00	PhP500.00
With less than 10 workers	PhP453.00	PhP40.00	PhP493.00
Agriculture			
Plantation	PhP430.00	PhP40.00	PhP470.00
Non-Plantation	PhP414.00	PhP40.00	PhP454.00
Retail/Service			
With 10 or more workers	PhP449.00	PhP40.00	PhP489.00
With less than 10 workers	PhP435.00	PhP40.00	PhP475.00

Wage Order No. RBIII-24, effective October 16, 2023

SOCIAL SECURITY SYSTEM	
Monthly Salary Credit: PhP 4,000.00 to PhP 30,000.00	
Employer Share	PhP 390.00 - PhP 2,880.00
Employee Share	PhP 180.00 - PhP 1,350.00

*based on SSS Circular No. 2022-033, effective January 2023

PAGIBIG	
Employer Share	PhP 100.00
Employee Share	PhP 100.00

STATUTORY BENEFITS FOR WORKERS			
PhilHealth*			
YEAR	MONTHLY BASIC SALARY	PREMIUM RATE	MONTHLY PREMIUM
2022	PhP 10,000.00	4.00%	PhP 400.00
	PhP 10,000.01 to PhP 79,999.99		PhP 400.00 to PhP 3,200.00
	PhP 80,000.00		PhP 3,200.00
2023	PhP 10,000.00	4.50%	PhP 450.00
	PhP 10,000.01 to PhP 89,999.99		PhP 450.00 to PhP 4,050.00
	PhP 90,000.00		PhP 4,050.00

*based on PhilHealth Advisory No. 2022-0010

Note: PhilHealth contribution adjustment from three percent (3%) to four percent (4%) is effective retroactively on 01 January 2022.
See: <https://www.philhealth.gov.ph/advisories/2022/adv2022-0010.pdf>

In January 2, 2023 President Ferdinand Marcos Jr. ordered Philhealth to suspend the increase of premium rate and income ceiling for 2023.
(<https://mpm.ph/philhealth-contribution-table-2021-2022-2023-2024-2025/#2023>)