

IMPORT - EXPORT*

Note: data reflects the raw materials value and finished goods value for the import and export, respectively.

2023 IMPORT - EXPORT (as of 30 September)				
MONTH	EXPORT		IMPORT	
	NO. OF TRANSACTION	VALUE (USD)	NO. OF TRANSACTION	VALUE (USD)
Jan	1,151	70,567,174.25	1,085	32,179,601.20
Feb	1,067	81,535,302.22	904	25,085,467.80
Mar	1,305	64,518,562.69	1,243	37,069,281.62
Apr	1,106	77,474,639.37	1,039	32,731,426.23
May	1,498	80,937,302.89	1,253	181,846,713.96
Jun	1,224	57,873,920.40	1,192	101,473,919.73
July	1,226	156,898,560.31	1,187	26,411,599.57
Aug	1,201	63,537,588.36	1,223	32,761,310.56
Sept	910	128,397,049.74	1,197	40,119,571.68
TOTAL	10,688	781,740,100.23	10,323	509,678,892.35

2023 EXPORT

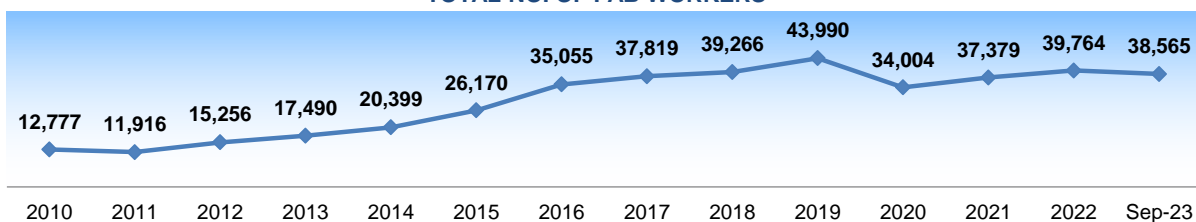
A total of **10,688 transactions** amounting to **USD 781,740,100.23** were recorded for export transactions.

2023 IMPORT

A total of **10,323 transactions** amounting to **USD 509,678,892.35** were recorded for import transactions.

EMPLOYMENT

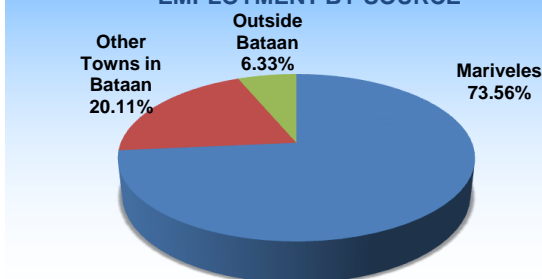
TOTAL NO. OF FAB WORKERS



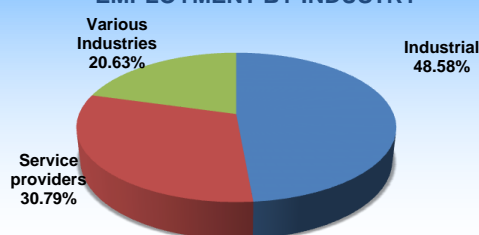
From 2010 to September 2023, the total number of employment generated by FAB increased by **201.83%**

As of **September 2023**, a total of **38,565 workers** were generated, wherein **46.70%** are **female** while **53.30%** are **male**.

EMPLOYMENT BY SOURCE



EMPLOYMENT BY INDUSTRY



48.58% of the total workers generated came from **industrial enterprises**, while **30.79%** from **service providers**, and **20.63%** from **various industries**.

In addition, **70.2%** of the workers are **regular** employees of their respective enterprises.

DEMOGRAPHY

*Source: 2020 Census of Population - Bataan Statistical Table

The FAB is situated at the southern tip of Bataan Peninsula at the south central portion of Mariveles Municipality. As stated in the FAB Master Plan, its effective jurisdiction covers 1,686.90 hectares, occupying portions of five (5) Barangays: Alasasin, BASECO Country (NASSCO), Malaya, Maligaya and Sisiman.*

Based on the 2020 Census of Population (POP CEN 2020), the growth rate of Bataan for the year 2010 – 2020 is 2.18 with 853,373 total number of population.*

The municipality of Mariveles ranked the highest number of population in Bataan with 149,879 total number of

Alasasin	18,868
Baseco Country (Nassco)	4,781
Malaya	4,939
Maligaya	4,442
Sisiman	7,267
TOTAL	40,297

SUPERIOR INCENTIVES

*Incentives Matrix offered by AFAB based on Republic Act (R.A.) 11534, also known as The Corporate Recovery and Tax Incentives for Enterprises (CREATE) Act.

Type of Enterprise	Location	Business Activity Tier ⁽²⁾	INCOME TAX HOLIDAY (ITH)	SCIT Rate OR ED ⁽³⁾
EXPORT MARKET ENTERPRISE	All other areas except for NCR and Metropolitan Areas ⁽¹⁾	TIER 1	Six (6) years	Ten(10) years SCIT <u>or</u> ED
		TIER 2	Seven (7) years	
		TIER 3	Seven (7) years	
DOMESTIC MARKET ENTERPRISE	All other areas except for NCR and Metropolitan Areas	TIER 1	Six (6) years	Five(5) years ED only ⁽⁴⁾
		TIER 2	Seven (7) years	
		TIER 3	Seven (7) years	

Remarks:

⁽¹⁾ Metropolitan Areas are defined by the CREATE Law as Metro Cebu, Metro Davao, and the local government units identified as such by the NEDA through laws or executive issuances.

⁽²⁾ Industries under each tier shall be specifically identified in the SIPP.

⁽³⁾ The availment of either the Special Corporate Income Tax (SCIT) or Enhanced Deductions (ED) shall be at the option of the EXPORT enterprise. (Based on VETO Message of PRRD dated 26 March 2021)

⁽⁴⁾ For Domestic Enterprises, ED is the only incentive they could afford after ITH.

Note:

All applications approved prior to the implementation of CREATE Act shall enjoy the incentives under Republic Act 9728 or the Freeport Area of Bataan (FAB) Act of 2009.