

IMPORT - EXPORT*

Note: data reflects the raw materials value and finished goods value for the import and export, respectively.

2022 IMPORT - EXPORT				
	EXPORT		IMPORT	
	NO. OF TRANSACTION	VALUE (USD)	NO. OF TRANSACTION	VALUE (USD)
Jan	1,230	57,851,802	1,044	93,315,920.43
Feb	1,248	68,025,991	652	28,328,706.05
Mar	1,528	99,707,874	1,122	77,362,072.07
Apr	1,177	48,712,838	1,201	37,325,155.83
May	1,400	62,861,870	1,307	36,373,251.81
Jun	1,305	68,910,931	1,273	200,608,841.41
July	1,292	102,245,346	1,166	36,022,136.41
August	1,233	62,956,231	1,011	28,705,333.33
September	1,251	94,925,579	1,267	32,109,390.19
October	1,139	87,855,220	1,155	30,423,764.15
TOTAL	12,803	754,053,681.61	11,198	600,574,571.68

2022 EXPORT

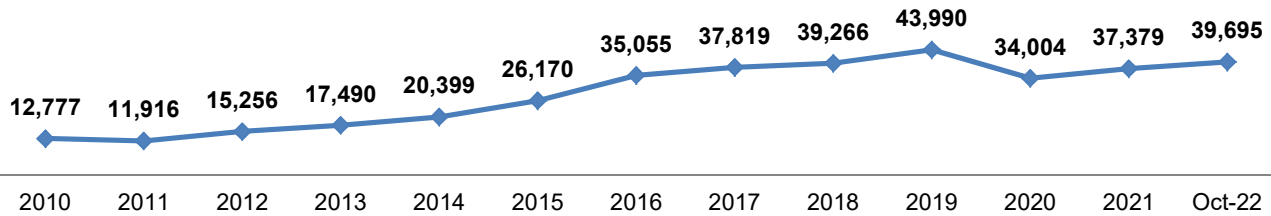
A total of **12,803 transactions** amounting to **USD 754,053,681.61** were recorded for export transactions.

2022 IMPORT

A total of **11,198 transactions** amounting to **USD 600,574,571.68** were recorded for import transactions.

EMPLOYMENT

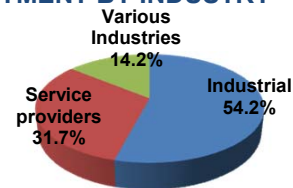
TOTAL NO. OF FAB WORKERS



From 2010 to October 2022, the total number of employment generated by FAB increased by **210.68%**

As of **October 2022**, a total of **39,695 workers** were generated, wherein **49%** are **female** while **51%** are **male**.

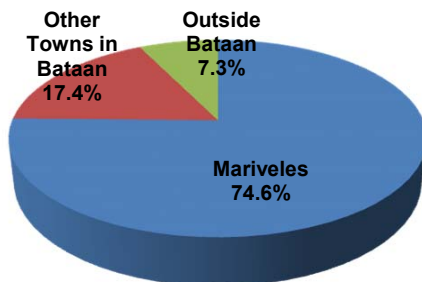
EMPLOYMENT BY INDUSTRY



54.2% of the total workers generated came from **industrial enterprises**, while **31.7%** from **service providers**, and **14.1%** from **various industries**.

In addition, **64%** of the workers are **regular employees** of their respective enterprises.

EMPLOYMENT BY SOURCE



DEMOGRAPHY

*Source: 2020 Census of Population - Bataan Statistical Table

The FAB is situated at the southern tip of Bataan Peninsula at the south central portion of Mariveles Municipality. As stated in the FAB Master Plan, its effective jurisdiction covers 1,686.90 ha, occupying portions of five (5) Barangays: Alasasin, BASECO Country (Nassco), Malaya, Maligaya and Sisiman.*

Based on the 2020 Census of Population (POP CEN 2020), the growth rate of Bataan for the year 2010 – 2020 is 2.18 with 853,373 total number of population.*

The municipality of Mariveles ranked the highest number of population in Bataan with 149,879 total number of population.*

Alasasin	18,868
Baseco Country (Nassco)	4,781
Malaya	4,939
Maligaya	4,442
Sisiman	7,267
TOTAL	40,297

SUPERIOR INCENTIVES

*Incentives Matrix offered by AFAB based on Republic Act (R.A.) 11534, also known as *The Corporate Recovery and Tax Incentives for Enterprises (CREATE) Act*.

Type of Enterprise	Location	Business Activity Tier ⁽²⁾	INCOME TAX HOLIDAY (ITH)	SCIT Rate OR ED ⁽³⁾
EXPORT MARKET ENTERPRISE	All other areas except for the above and NCR.	TIER 1	Six (6) Years	10 Years
		TIER 2	Seven (7) Years	
		TIER 3	Seven (7) Years	
DOMESTIC MARKET ENTERPRISE	All other areas except for the above and NCR.	TIER 1	Six (6) Years	Five (5) Years ⁽⁴⁾
		TIER 2	Seven (7) Years	
		TIER 3	Seven (7) Years	

Remarks:

1. Metropolitan Areas are defined by the CREATE Law as Metro Cebu, Metro Davao, and the local government units identified as such by the NEDA through laws or executive issuances.
2. Industries under each tier shall be specifically identified in the SIPP.
3. The availment of either the Special Corporate Income Tax (SCIT) or Enhanced Deductions (ED) shall be at the option of the EXPORT enterprise. (Based on VETO Message of PRRD dated 26 March 2021)
4. For Domestic Enterprises, ED is the only incentive they could afford after ITH.

Note:

All applications approved prior to the implementation of CREATE Act shall enjoy the incentives under Republic Act 9728 or the Freeport Area of Bataan (FAB) Act of 2009.